

Job Placement and Graduate Education Placement of Graduates

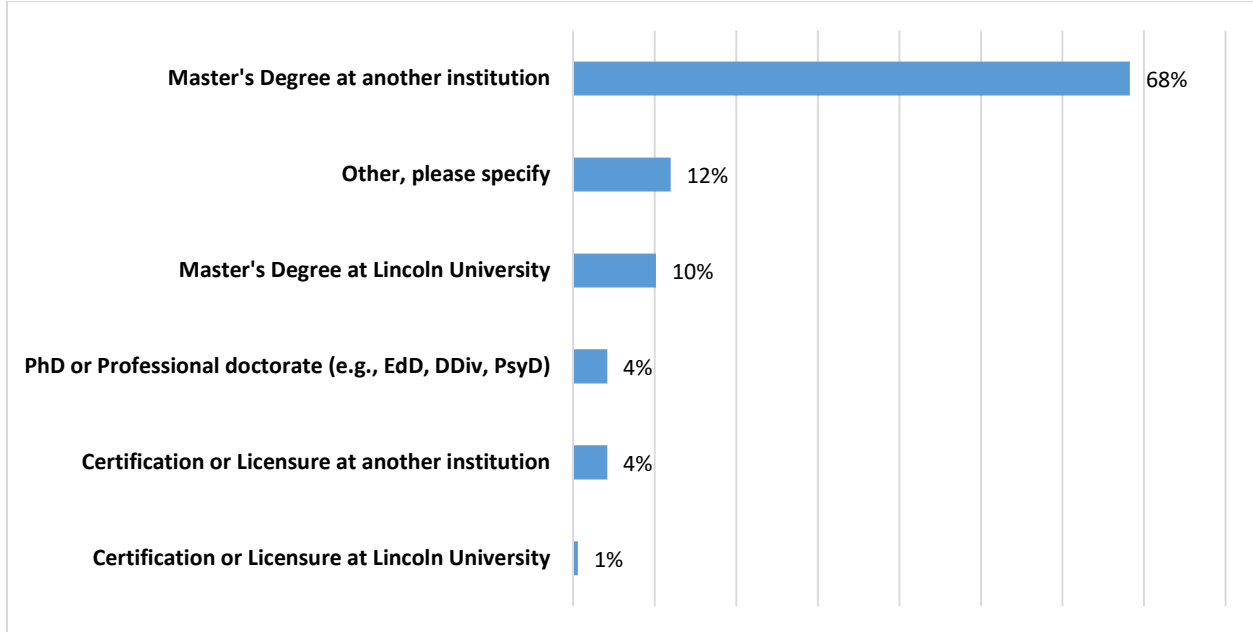
Data for this report is derived from the 2019 Spring Senior Exit Survey and the 2019 Spring SACE Graduating Student Survey, developed by the Office of Institutional Effectiveness, Research and Planning (OIERP) in collaboration with the Alumni and Career Services offices. Through this joint collaboration, the institution will be able to collect, analyze and act upon data regarding graduating seniors' undergraduate experiences at Lincoln University.

With the support of the campus community, the combined response rate for the 2019 Spring Senior Exit Survey and the 2019 Spring SACE Graduating Student Survey was 65%.

Job Placement and Graduate Education Placement of Graduates

Plans Beyond Graduation:

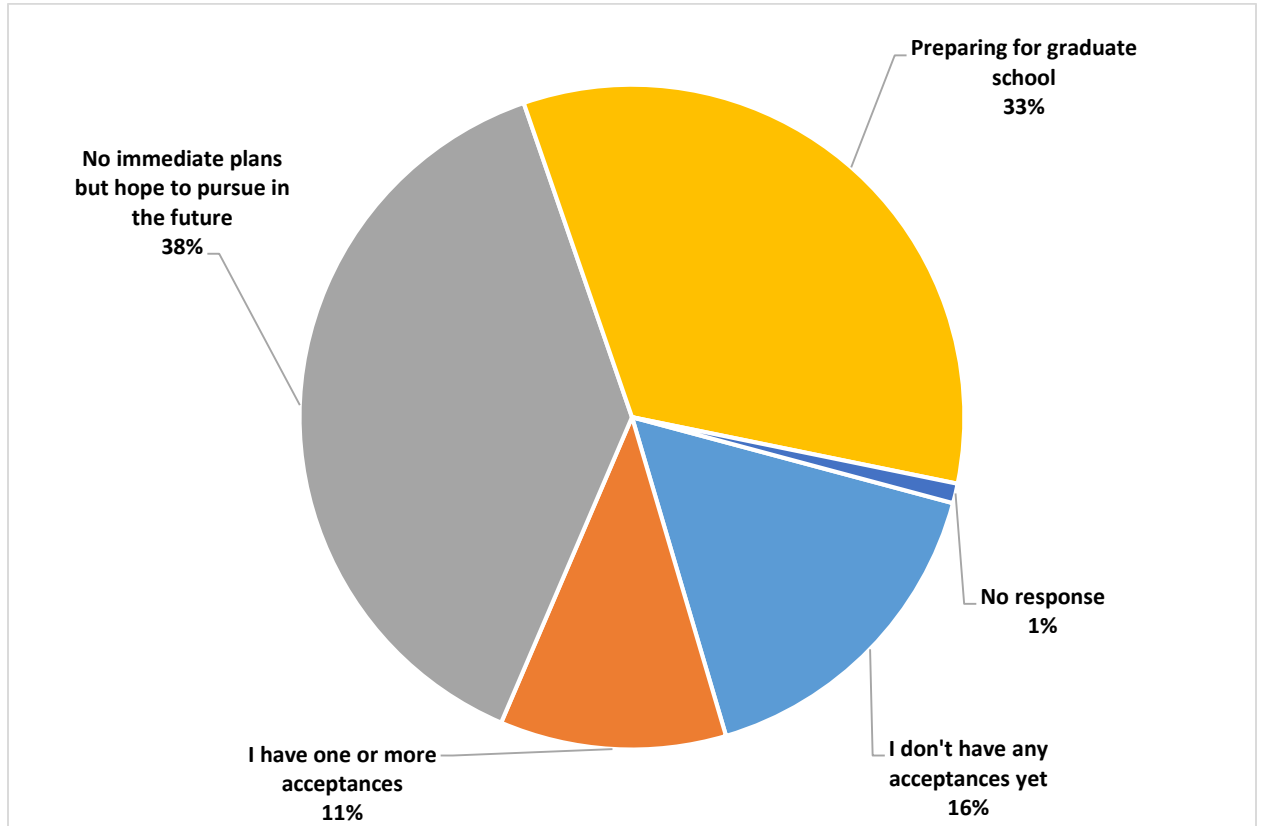
1. **Do you have plans to pursue further education?** The majority of respondents (87%) plan to pursue further education. Of those planning to pursue further education, 78% plan to pursue a Master's degree either at Lincoln University or another institution.



Job Placement and Graduate Education Placement of Graduates

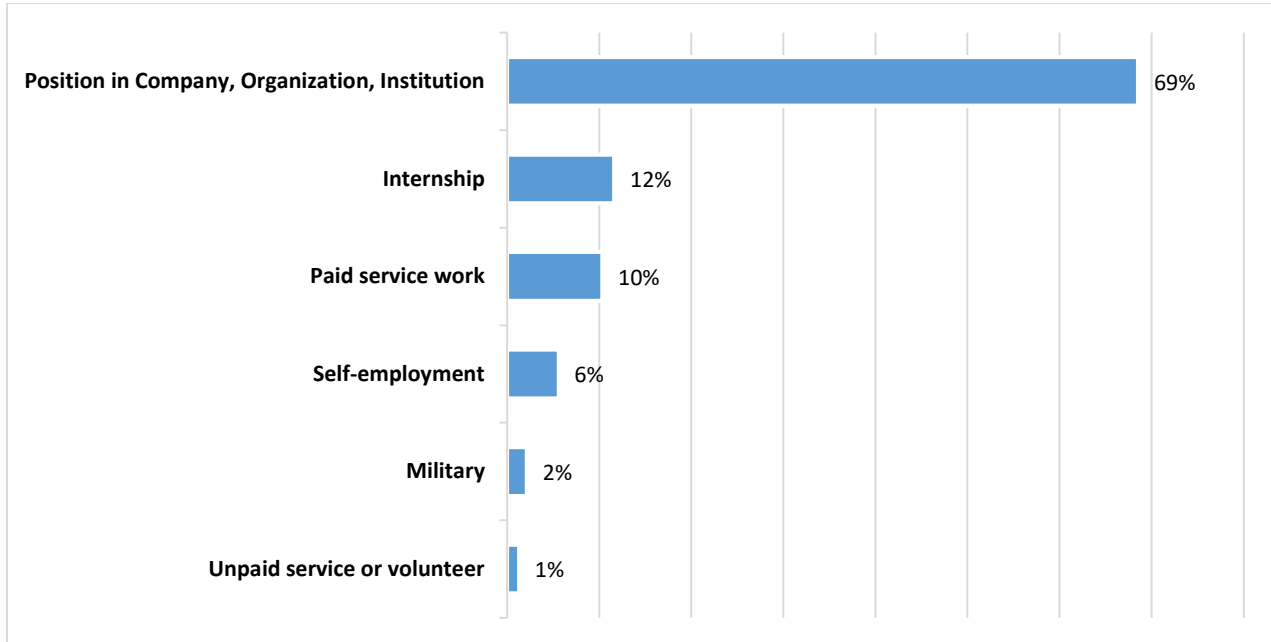
2. **Which of the following best describes the current state of your educational plans? Mark the one best answer.** Of the students who indicated they intended to pursue further education, 11% indicated that they had one or more acceptances and 32% reported that they were currently preparing for graduate or professional school.

Students have been accepted to: The University of Delaware, Temple University, Temple Law School, Shippensburg University, Towson University, Drexel University, Georgia State University, West Chester University, University of California-Davis and Indiana University.



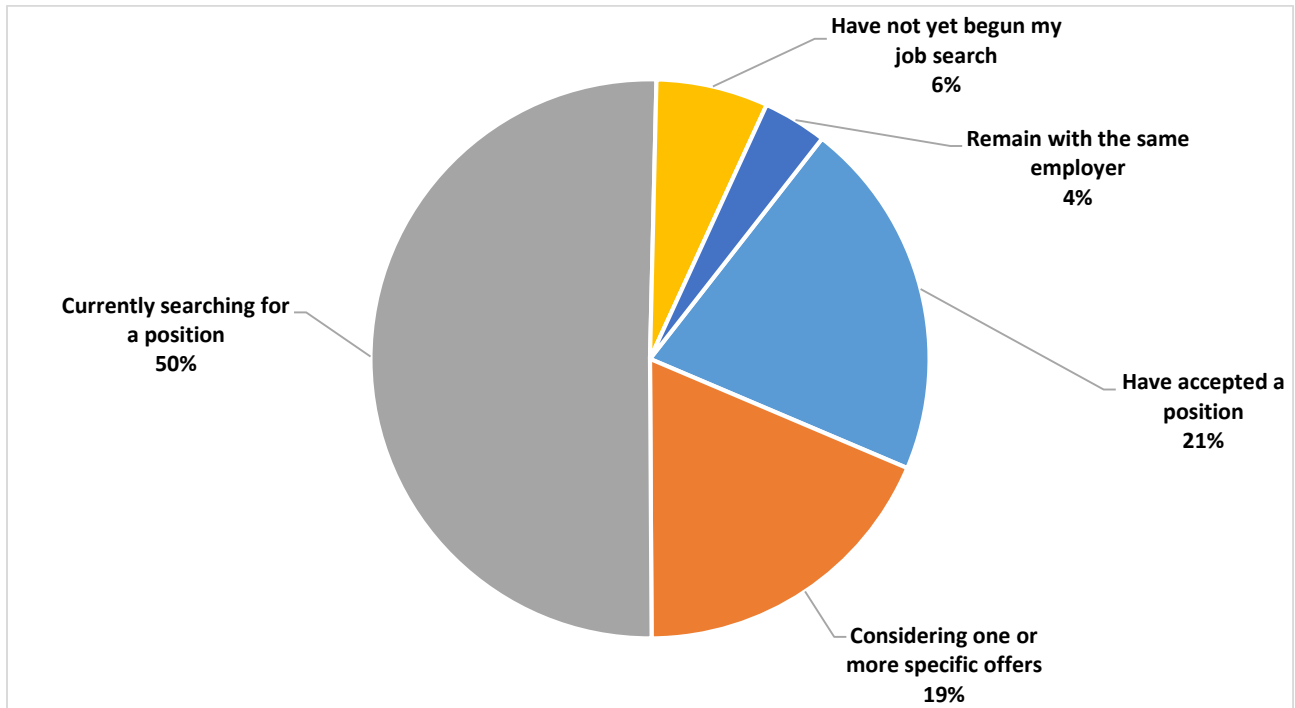
Job Placement and Graduate Education Placement of Graduates

3. **Do you anticipate working (full or part-time; paid or unpaid) in the next year?** Almost all respondents (97%) expect to be working and of those who expect to be working, most (69%) expect to be working at a position in a company, organization or institution.



Job Placement and Graduate Education Placement of Graduates

4. Which of the following best describes the current state of your employment plans? Exclude summer-only employment. Mark the one best answer. Of those who reported that they anticipated working either full-time or part-time, 21% reported that they have accepted a position and 19% report they are considering one or more specific offers.



Job Placement and Graduate Education Placement of Graduates

5. **What is the annual salary range of the job offer?** For respondents who have accepted or are considering job offers, about 66% report a salary range of \$35,000 or above.

