

Job Placement and Graduate Education Placement of Graduates

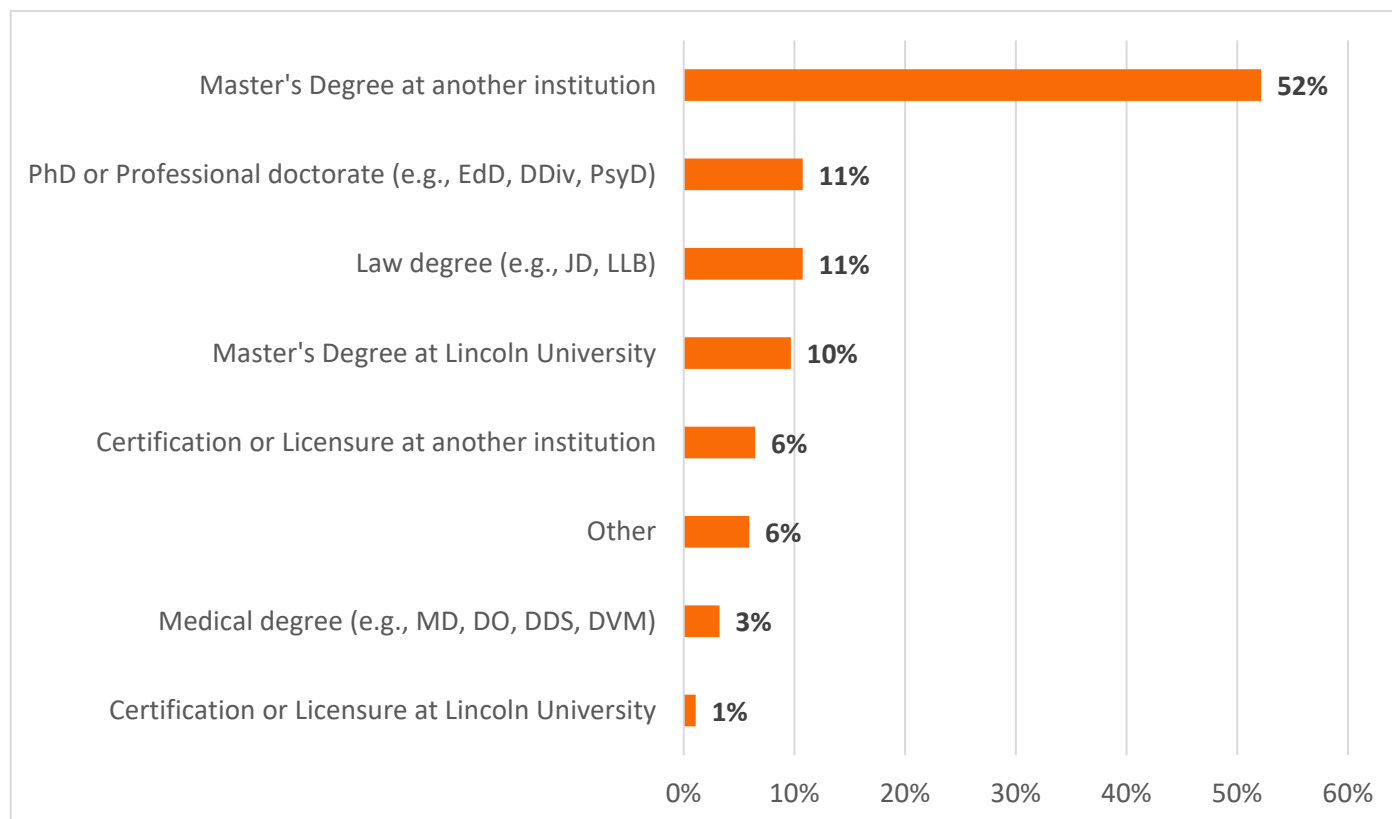
Data for this report is derived from the 2023 Spring Senior Exit Survey and the 2023 Spring SACE Graduating Student Survey, developed by the Office of Institutional Effectiveness, Research and Planning (OIERP) in collaboration with the Alumni and Career Services offices. Through this joint collaboration, the institution will be able to collect, analyze and act upon data regarding graduating students' experiences at Lincoln University.

With the support of the campus community, the combined response rate for the 2023 Spring Senior Exit Survey and the 2023 Spring SACE Graduating Student Survey was 66%.

Job Placement and Graduate Education Placement of Graduates

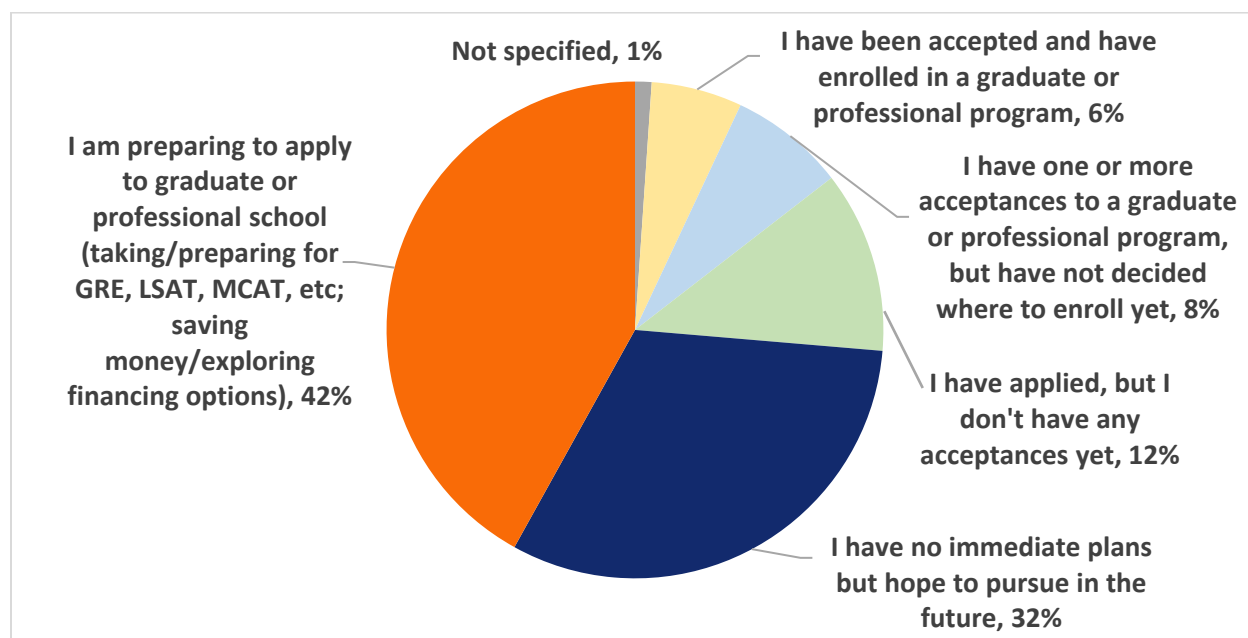
Plans Beyond Graduation:

1. **Do you have plans to pursue further education?** The majority of respondents (76%) plan to pursue further education. Of those planning to pursue further education, 62% plan to pursue a Master's degree either at Lincoln University or another institution.



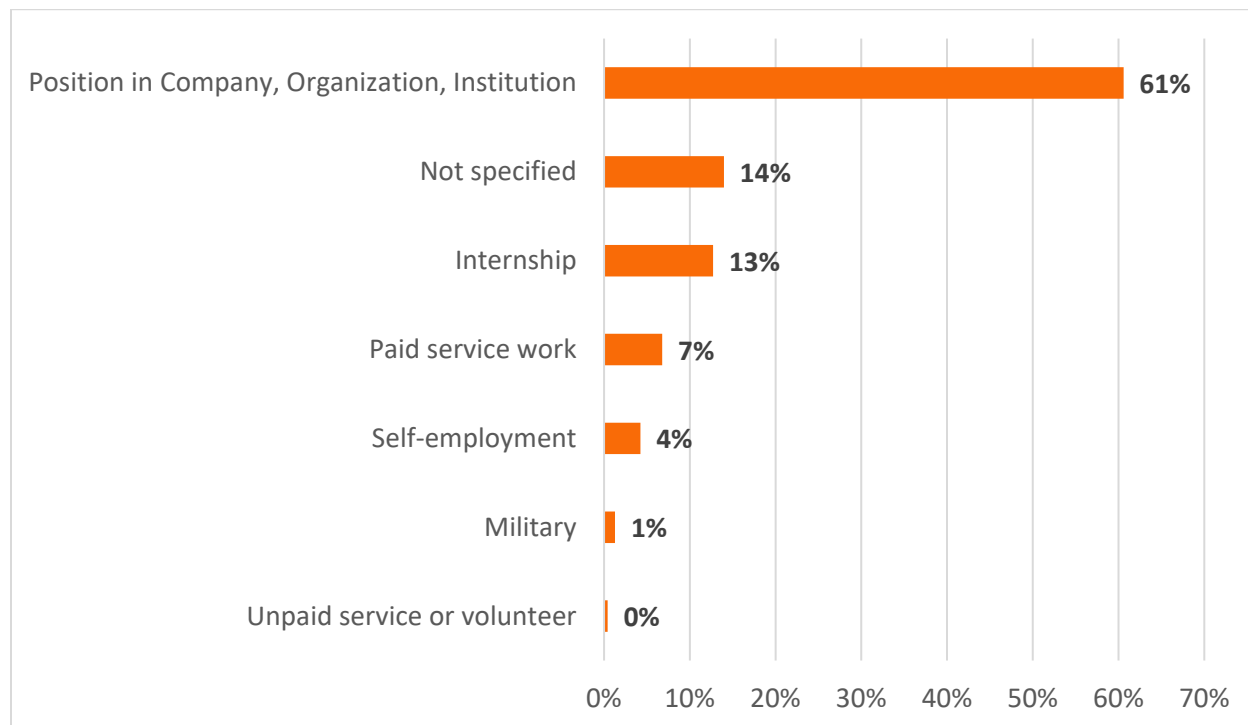
Job Placement and Graduate Education Placement of Graduates

2. Which of the following best describes the current state of your educational plans? Mark the **one best answer**. Of the students who indicated they intended to pursue further education, 8% indicated that they had one or more acceptances and 42% reported that they were currently preparing for graduate or professional school.



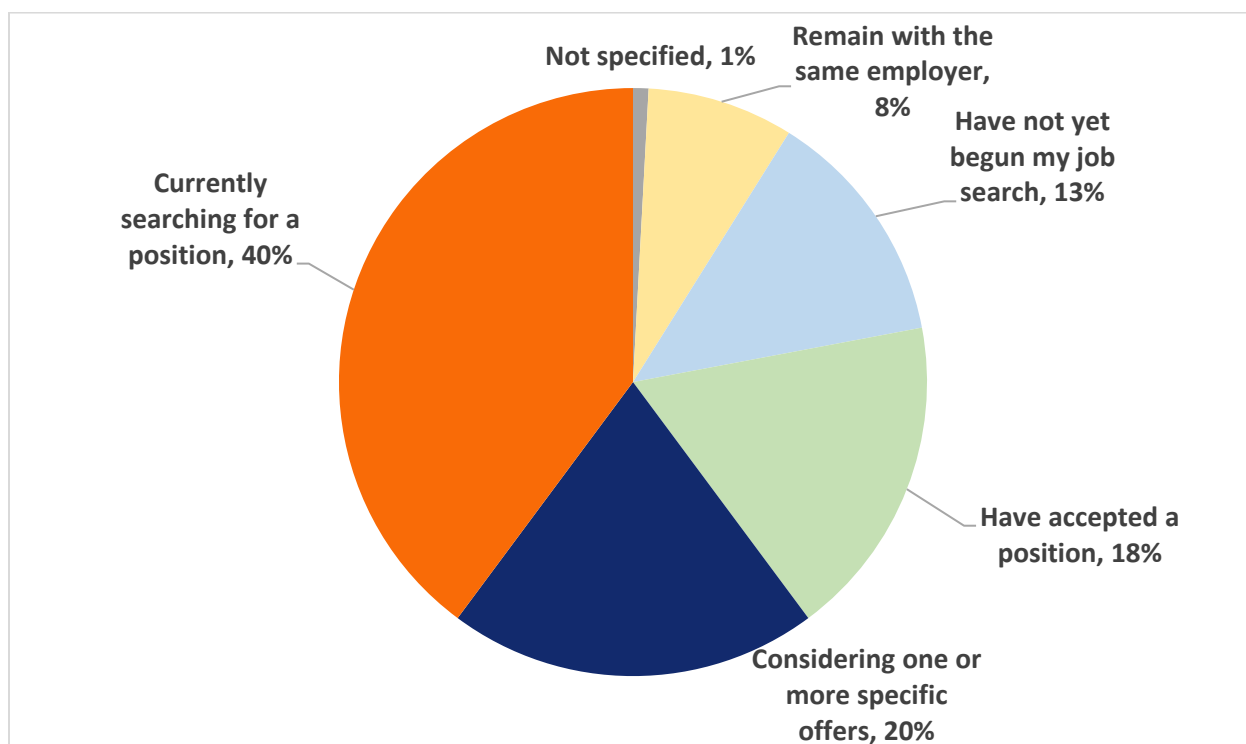
Job Placement and Graduate Education Placement of Graduates

3. **Do you anticipate working (full or part-time; paid or unpaid) in the next year?** Most respondents (96%) expect to be working, and of those who expect to be working, 61% expect to be working at a position in a company, organization or institution.



Job Placement and Graduate Education Placement of Graduates

4. Which of the following best describes the current state of your employment plans? Exclude summer-only employment. Mark the one best answer. Of those who reported that they anticipated working either full-time or part-time, 18% reported that they have accepted a position and 20% report they are considering one or more specific offers.



Job Placement and Graduate Education Placement of Graduates

5. **What is the annual salary range of the job offer?** For respondents who have accepted/considering job offers or are remaining with the same employer, about 50% report a salary range of \$50,000 or above.

